



CastleMoore Saver Portfolio

April 2024



Investment Objectives

- Preservation of capital with interest income, and the potential to generate capital gains when interest rates move lower.

Investment Strategies















- Invest in assets with longer-term maturities when interest rates are falling and shorter-term maturities when interest rates are rising. Investable assets include Canadian denominated fixed Income (Fed, Prov, "BB" Corp), convertibles, and index-linked notes.

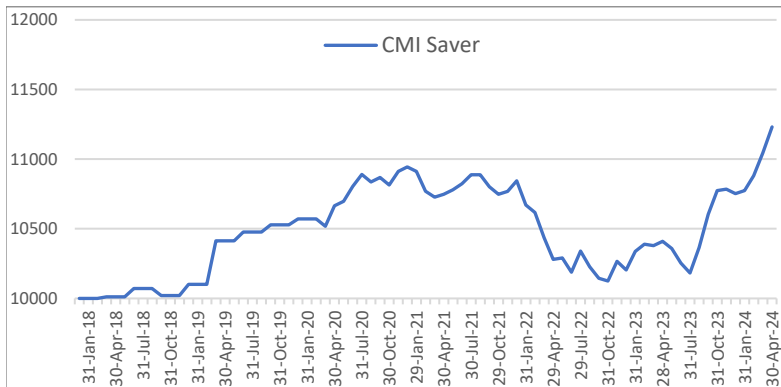
What are the Primary Risks?*

- Changes to interest rates.

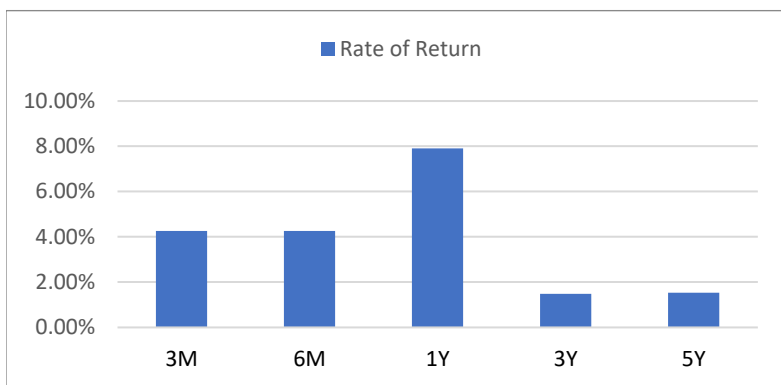
Who Should Invest?

- This portfolio is appropriate for GIC and bond investors and/or for the "fixed income" portion of a balanced portfolio.

 North America	 Europe	 Balanced	 Long/Short
 Asia	 Global	 Equity	 Fixed Income
 Relative	 Absolute - Low Risk	 Active < 90 Days	 Active > 90 Days
 Absolute - Medium Risk	 Absolute - High Risk	 Passive < 90 Days	 Passive > 90 Days



Key Measures	
Statistic	CMI SAVER
3M Rate of Return	4.26%
6M Rate of Return	4.26%
1Y Rate of Return	7.90%
3Y Annual Rate of Return	1.48%
5Y Annual Rate of Return	1.52%
Annual Volatility	1.06%



Top Holdings	
Asset Name	Weight
Canadian Cash	39.80%
Invesco DB US Dollar Index Bullish Fund	10.70%
Manitoba Bond	9.50%
Invesco DB Agriculture Fund	9.10%
Invesco CurrencyShares Swiss Franc Trust	7.20%
Fidelity Long/Short Mutual Fund	6.20%
iShares S&P/TSX Global Base Metals Index ETF	5.90%
Bank of America Medium Term Bond	3.70%
Fairfax Bond	2.70%
ProShares UltraShort Real Estate	2.60%

The Government Bond Index benchmark is the iShare Core Canadian Government Bond Index

All performance figures and values are net of management and performance fees. Returns are calculated using a time weighted calculation, include currency effects and consolidate accounts under the portfolio model which may include off model holdings. Data is provided by Ndex Systems Inc..

*All investments involve risk. Past performance is not an indicator or guarantee of future performance. The value of securities can change from day to day and due to many variables including but not limited to, market and economic conditions, interest rates, currency fluctuations, inflation and political events.