



# CastleMoore All-Star Managers Portfolio

## October 2023



### Investment Objectives

- To gain global equity exposure through the use of "Star Managers" who manages assets through a mutual fund or exchange traded fund (ETF), and individual equities, while emphasizing long term capital gains.

### Investment Strategies

- Identification of Star Managers is based on factors including a long-term track record of outperformance, knowing the systematic market inefficiency they exploit, active management style, fundamental analysis, high Active Share, style consistency, integrity, and a significant investment of their own funds in the portfolios.
- CastleMoore uses its expertise and experience to add or remove a Star Manager after a thorough review period.

### What are the Primary Risks?\*

- Company specific and stock market risks.

### Who Should Invest?

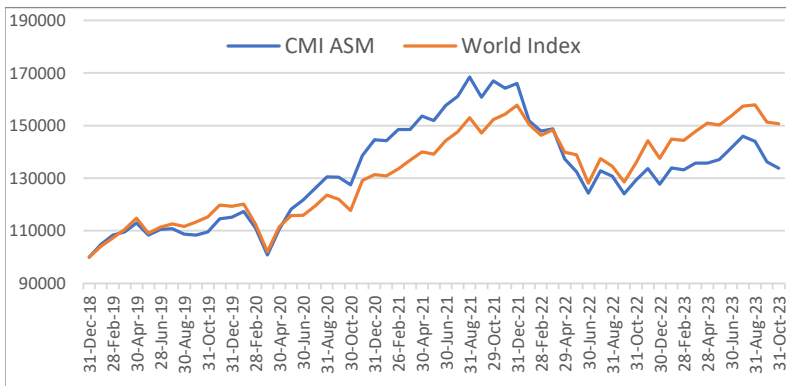
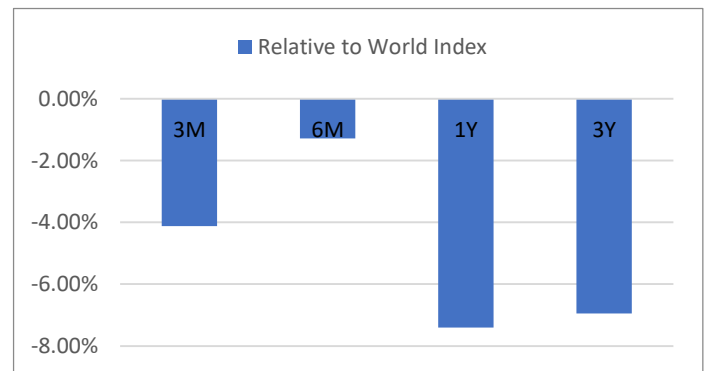

- This portfolio is appropriate for investors familiar with stock market volatility or investors with medium to long term time horizons. Losses are possible over a 12-month or greater period.

### What is the benchmark we use for this portfolio?

- MSCI World Index ETF (symbol XWD on the TSX)

### Top 10 Holdings

- The top 10 holdings of the All-Star Managers Portfolio are confidential.



Key Measures		
Statistics	CMI ASM	World Index
3M Rate of Return	-8.40%	-4.28%
6M Rate of Return	-1.47%	-0.18%
1Y Rate of Return	3.49%	10.89%
3Y Annual Rate of Return	1.61%	8.57%
Annual RoR since Dec. 2018	6.09%	8.69%
Annual Volatility	14.12%	13.42%
Maximum Drawdown	15.21%	11.86%

**Disclaimer:** All performance figures and values are net of management and performance fees. Returns are calculated using a time weighted calculation, include currency effects and consolidate all accounts under the portfolio model which may include off model holdings. Data is provided by Ndex Systems Inc.. Past performance is not an indicator or guarantee of future performance. The All-Star Managers Portfolio uses the iShares MSCI World Index ETF (XWD on TSX) as its benchmark.