



CastleMoore Canadian Growth Portfolio

FEBRUARY 2023



Investment Objectives

• Objective of account management is relative outperformance of the portfolio's benchmark, the S&P TSX Composite Index.

Investment Strategies

















• The portfolio is constructed stocks selected from the S&P TSX Composite Index universe based on the theories of dynamic reversion to the mean and multiple investment cycles.

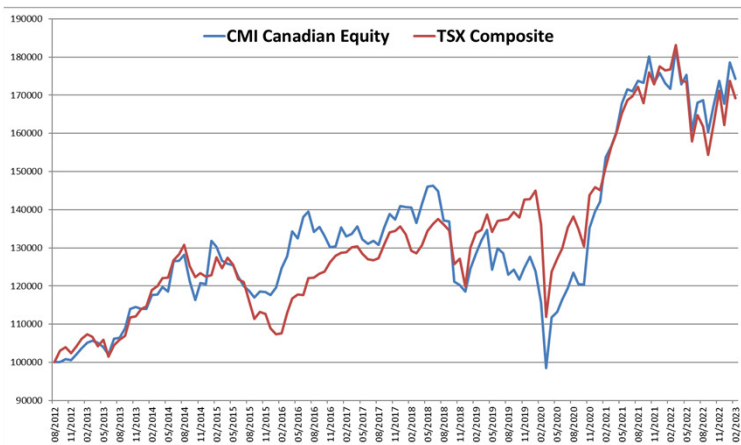
What are the Risks?

• Main risks of the portfolio are Market Risk, Liquidity Risk, and Equity Risk.

Who Should Invest?

• This portfolio is appropriate for investors with previous active equity management experience and/or a moderate level of risk tolerance and return objectives.

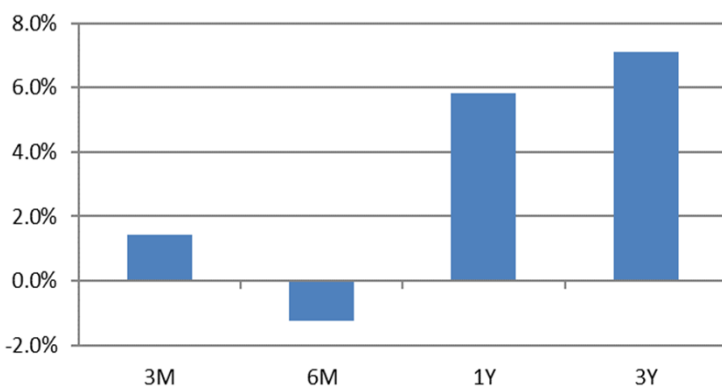
 North America	 Europe	 Balanced	 Long/Short
 Asia	 Global	 Equity	 Fixed Income
 Relative	 Absolute - Low Risk	 Active < 90 Days	 Active > 90 Days
 Absolute - Medium Risk	 Absolute - High Risk	 Passive < 90 Days	 Passive > 90 Days



Key Measures

Statistics	CMI CDN Gr.	S&P TSX
3M RoR	0.31%	-1.13%
1Y RoR	1.54%	-4.28%
3Y Annual RoR	14.65%	7.53%
Annual RoR since Sept.2012	5.44%	5.14%
Annual Volatility	13.27%	12.05%
Average Drawdown	-5.77%	-6.28%
Average Recovery (months)	7.3	7.4

■ Relative Performance vs TSX Composite



Top 10 Holdings

Asset Name	Weight
HBP TSX60 Inverse ETF	7.3%
iShares Global Metals & Mining ETF	5.7%
iShares S&P/TSX Info Tech ETF	5.7%
Chemtrade Logistics Income Fund	5.0%
Definity Financial Corp.	4.2%
Loblaw Companies Ltd.	4.1%
Algonquin Power & Utilities Corp.	3.8%
Royal Bank of Canada	3.6%
Premium Brands Holdings Corp.	3.5%
Toronto Dominion Bank	3.4%

Disclaimer: All performance figures and values are net of management and performance fees. Returns are calculated using a time weighted calculation, include currency effects and consolidate all accounts under the portfolio model which may include off-model holdings. Data is provided by Ndex Systems Inc.. Past performance is not an indicator or guarantee of future performance.