



CastleMoore Saver Portfolio

AUGUST 2022



Investment Objectives

- The emphasis is on safety of principle and income with expectations of capital gains.

Investment Strategies












- Hold longer term maturities when interest rates are falling and shorter term maturities when interest rates are rising. Investable assets include: CD\$ denominated fixed Income (Fed, Prov, "BB" Corp), convertibles, and Index-linked notes.

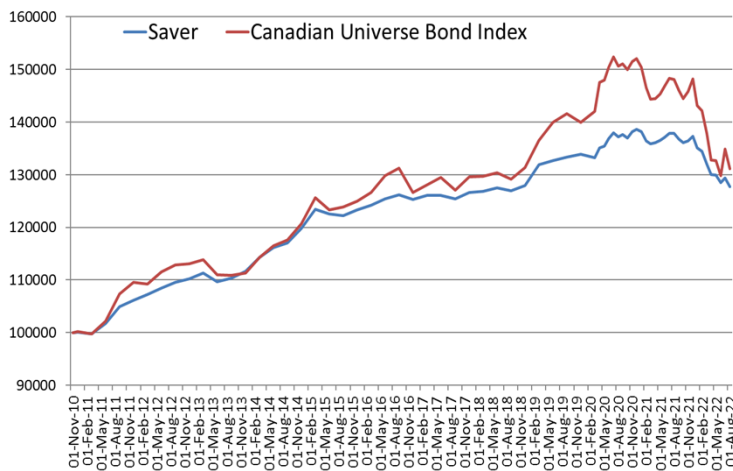
What are the Risks?

- Main risk of the portfolio is Interest Rate Risk.

Who Should Invest?

- This portfolio is appropriate for GIC and bond investors who are not interested in the stock market and/or for the "fixed income" portion of a larger portfolio.

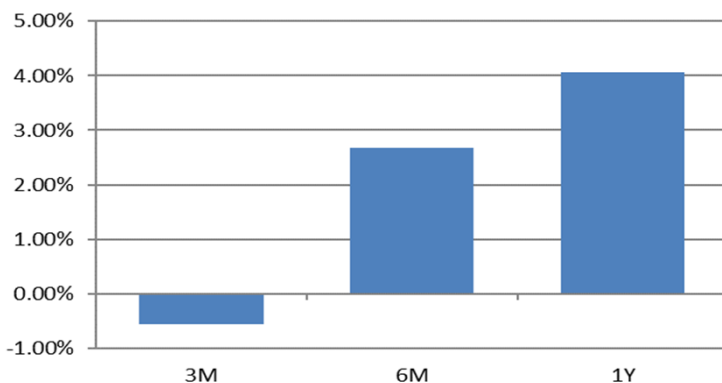
 North America	 Europe	 Balanced	 Long/Short
 Asia	 Global	 Equity	 Fixed Income
 Relative	 Absolute - Low Risk	 Active < 90 Days	 Active > 90 Days
 Absolute - Medium Risk	 Absolute - High Risk	 Passive < 90 Days	 Passive > 90 Days



Key Measures

Statistics	Saver	Benchmark
3M	-1.70%	-1.15%
1Y	-7.38%	-11.44%
Annual RoR since Nov.2010	2.10%	2.34%
Annual Volatility	2.51%	4.99%
Average Drawdown	-0.74%	-1.53%
Average Recovery (months)	8.0	11.5

Relative Performance vs Benchmark



Top 10 Holdings

Asset Name	Weight
ISHR CORE CDN S/T BND ETF	18.40%
FID GLB CORE PLS BD-L ETF	17.70%
ISHS CORE CDN GOVT BD ETF	16.70%
INTER PPLN CB2.734%18AP24	11.40%
INT-ONTARIO PROV 2DC23	11.30%
INT-MANITOBA 5SP24	10.90%
ISHRS CORE CDN L/T BD ETF	5.30%

Disclaimer: All performance figures and values are net of management and performance fees. Returns are calculated using a time weighted calculation, include currency effects and consolidate all accounts under the portfolio model which may include off-model holdings. Data is provided by Ndex Systems Inc.. Past performance is not an indicator or guarantee of future performance.