



CastleMoore US Growth Portfolio

AUGUST 2021



Investment Objectives

• Objective of account management is relative outperformance of the portfolio's benchmark, the S&P 500 Index.

Investment Strategies

















• The portfolio is constructed of stocks selected from the S&P 500 Index universe based on the theories of dynamic reversion to the mean and multiple investment cycles.

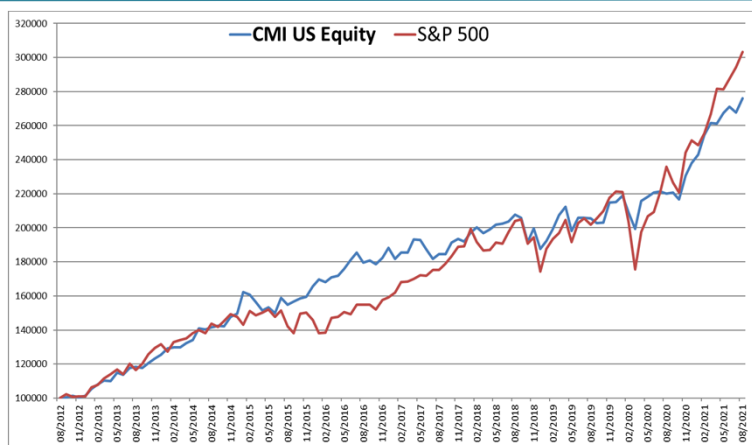
What are the Risks?

• Main risks of the portfolio are Market Risk, Liquidity Risk, and Equity Risk.

Who Should Invest?

• This portfolio is appropriate for investors with previous active equity management experience and/or a moderate level of risk tolerance and return objectives.

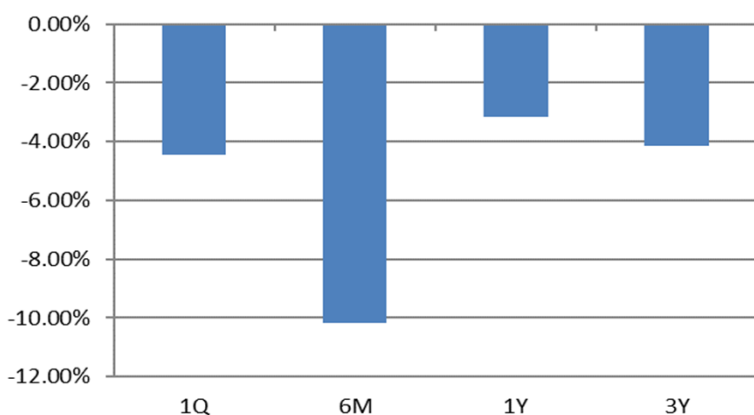
 North America	 Europe	 Balanced	 Long/Short
 Asia	 Global	 Equity	 Fixed Income
 Relative	 Absolute - Low Risk	 Active < 90 Days	 Active > 90 Days
 Absolute - Medium Risk	 Absolute - High Risk	 Passive < 90 Days	 Passive > 90 Days



Key Measures

Statistics	CMI US Gr.	S&P 500
3M	3.28%	7.74%
1Y	25.44%	28.58%
3Y Annual RoR	9.97%	14.12%
Annual RoR since Sept.2012	12.06%	13.24%
Annual Volatility	9.37%	13.25%
Average Drawdown	-2.92%	-4.66%
Average Recovery (months)	3.8	4.3

Relative Performance vs S&P 500



Top 10 Holdings

Asset Name	Weight
Johnson Controls Inc.	4.50%
Morgan Stanley	4.50%
Wells Fargo Co.	4.30%
Carrier Global Corp.	4.20%
Sea Ltd.	4.20%
Cheniere Energy Inc.	3.90%
Palantir Technologies Ind.	3.90%
Nexterra Energy Inc.	3.70%
Otis Worldwide Corp.	3.70%
JP MORGAN CHASE & CO	3.60%

Disclaimer: All performance figures and values are net of management and performance fees. Returns are calculated using a time weighted calculation, include currency effects and consolidate all accounts under the portfolio model which may include off-model holdings. Data is provided by Ndex Systems Inc.. Past performance is not an indicator or guarantee of future performance.